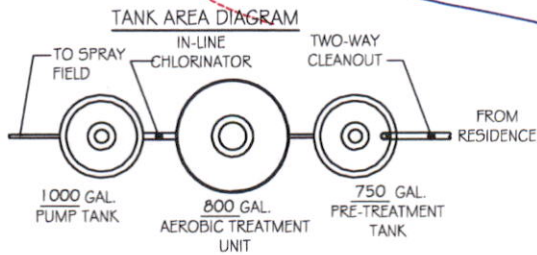
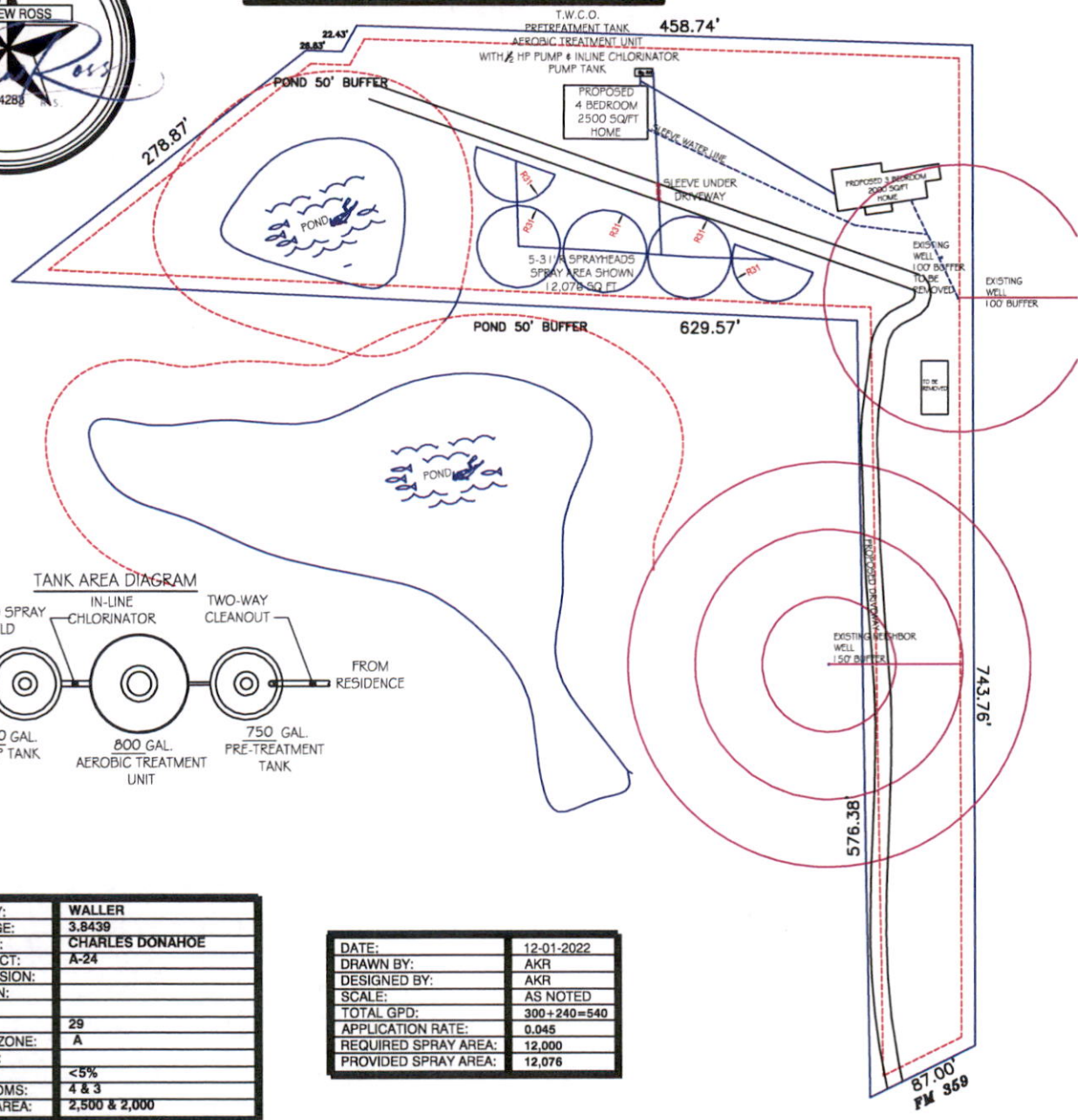
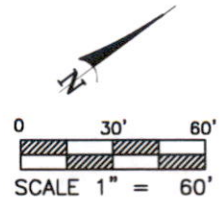


ROSS DESIGN SERVICE
RDS
 SEPTIC DESIGN
 P.O. Box 1167
 Pinehurst, TX 77362
 281-384-3976
 ANDREW@ROSSDESIGNSERVICE.COM

NEIL UY
 22145 FM 359
 HEMPSTEAD, TEXAS 77445



COUNTY:	WALLER
ACREAGE:	3.8439
SURVEY:	CHARLES DONAHOE
ABSTRACT:	A-24
SUBDIVISION:	
SECTION:	
BLOCK:	
TRACT:	29
FLOOD ZONE:	A
FEMA #:	
SLOPE:	<5%
BEDROOMS:	4 & 3
LIVING AREA:	2,500 & 2,000

DATE:	12-01-2022
DRAWN BY:	AKR
DESIGNED BY:	AKR
SCALE:	AS NOTED
TOTAL GPD:	300+240=540
APPLICATION RATE:	0.045
REQUIRED SPRAY AREA:	12,000
PROVIDED SPRAY AREA:	12,076

PROPOSED ON-SITE SEWAGE FACILITY	
EQUIPMENT SPECIFICATIONS	
PRE-TREATMENT TANK:	750 GALLON -- PRE-CAST CONCRETE
AEROBIC TREATMENT UNIT:	800 GALLON -- PROFLO800 OR EQUAL
PUMP TANK:	1000 GALLON -- PRE-CAST CONCRETE
SPRAYHEADS:	RAINBIRD ~30' RADIUS -- R50LA OR EQUAL
TANK NOTES	
1. ALL EXISTING SEPTIC TANKS TO BE ABANDONED	
2. TANKS NOT BUILT FOR TRAFFIC BEARING LOADS	
3. TANKS INSTALLED IN LINE ON 90° OFFSETS	
MISCELLANEOUS NOTES	
1. MAINTAIN ALL BUFFER ZONES SHOWN ON DRAWING	
2. PRIVATE WATER WELL MUST BE A MINIMUM OF 50 FT. FROM SEPTIC TANKS AND 100 FT. FROM SPRAY FIELD, UNLESS IT IS PRESSURE CEMENTED. THEN IT MUST BE 50 FT. FROM SEPTIC TANKS AND SPRAY FIELD.	
BUFFER ZONE NOTES	
-- SEPTIC TANKS MUST BE AT LEAST 10 FT. FROM:	
-- ANY EASEMENT NOT SHOWN ON DRAWING.	
-- 5' FROM ANY SLAB.	

GENERAL NOTES:	
1. AN ON-SITE SEWAGE LICENSE MUST BE OBTAINED PRIOR TO INSTALLING THIS WASTEWATER DISPOSAL SYSTEM.	
2. SYSTEM INSTALLATION MUST BE BY A REGISTERED INSTALLER OF ON-SITE SEWAGE FACILITIES AS REQUIRED BY ARTICLE 4477-7E OF VERNONS CIVIL STATUTES OR BY THE OWNER OF THE PROPERTY UNDER LICENSE. NO COMPONENT OF THIS SYSTEM SHALL BE COVERED UP WITHOUT COUNTY'S APPROVAL.	
3. IF ANY DISCREPANCIES EXIST BETWEEN THIS DESIGN AND ACTUAL FIELD CONDITIONS IT IS THE INSTALLERS RESPONSIBILITY TO IMMEDIATELY NOTIFY THE ENGINEER AND THE JURISDICTION PRIOR TO BEGINNING OF CONSTRUCTION.	
4. ALL CONSTRUCTION METHODS AND MATERIALS MUST BE IN ACCORDANCE WITH COUNTY AND STATE RULES AND POLICIES, UNLESS SPECIFICALLY NOTED ON THESE DRAWINGS AND ARE APPROVED BY THE JURISDICTION.	
5. SITE SHALL BE CAREFULLY FINISH GRADED AFTER CONSTRUCTION OF SYSTEM IS COMPLETED, TO PROVIDE ADEQUATE STORM WATER DRAINAGE. ABSORPTION AREA SHALL BE CROWNED. DRAINAGE SWALES SHALL BE CONSTRUCTED TO ADEQUATELY CONVEY STORM WATER DRAINAGE AWAY FROM ABSORPTION AREA.	
6. THIS SYSTEM INSTALLED AND OPERATED IN ACCORDANCE WITH THIS PLAN SHALL NOT PRESENT A HAZARD TO PUBLIC HEALTH, OR THREATEN PROPOSED OR ADJACENT WATER WELLS.	
7. THERE SHALL BE AT LEAST ONE DAY OF DRY STORAGE VOLUME OF ONE-THIRD THE DAILY FLOW BETWEEN THE ALARM-ON LEVEL AND THE INLET TO THE PUMP TANK.	
8. IF SYSTEM IS LOCATED IN FLOOD PLAIN, THEN ALL ELECTRICAL COMPONENTS NEED TO BE INSTALLED 18" ABOVE BASE FLOOD ELEVATION.	
9. PUMP TANK FLOAT ELEVATIONS MUST BE SET IN COMPLIANCE WITH 30 TAC 285.33(d)(2)(G)(iii)(1)	
10. SPRAY HEADS TO BE NO CLOSER THAN 10' FROM TREES OR OTHER OBSTRUCTIONS THAT INTERFERE WITH SPRAY PATTERN.	
11. TIMER MUST BE SET TO DISCHARGE BETWEEN THE HOURS OF MIDNIGHT AND 5 am.	